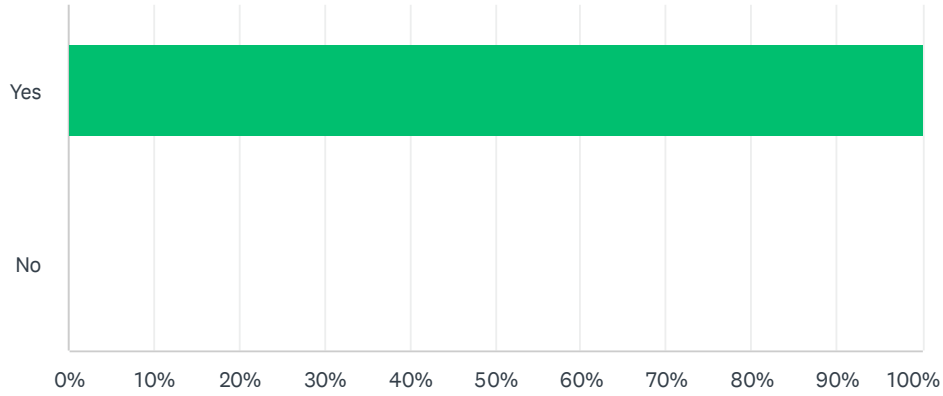


Kansas

Q1 Have your children been exposed to sexually explicit material in schools?

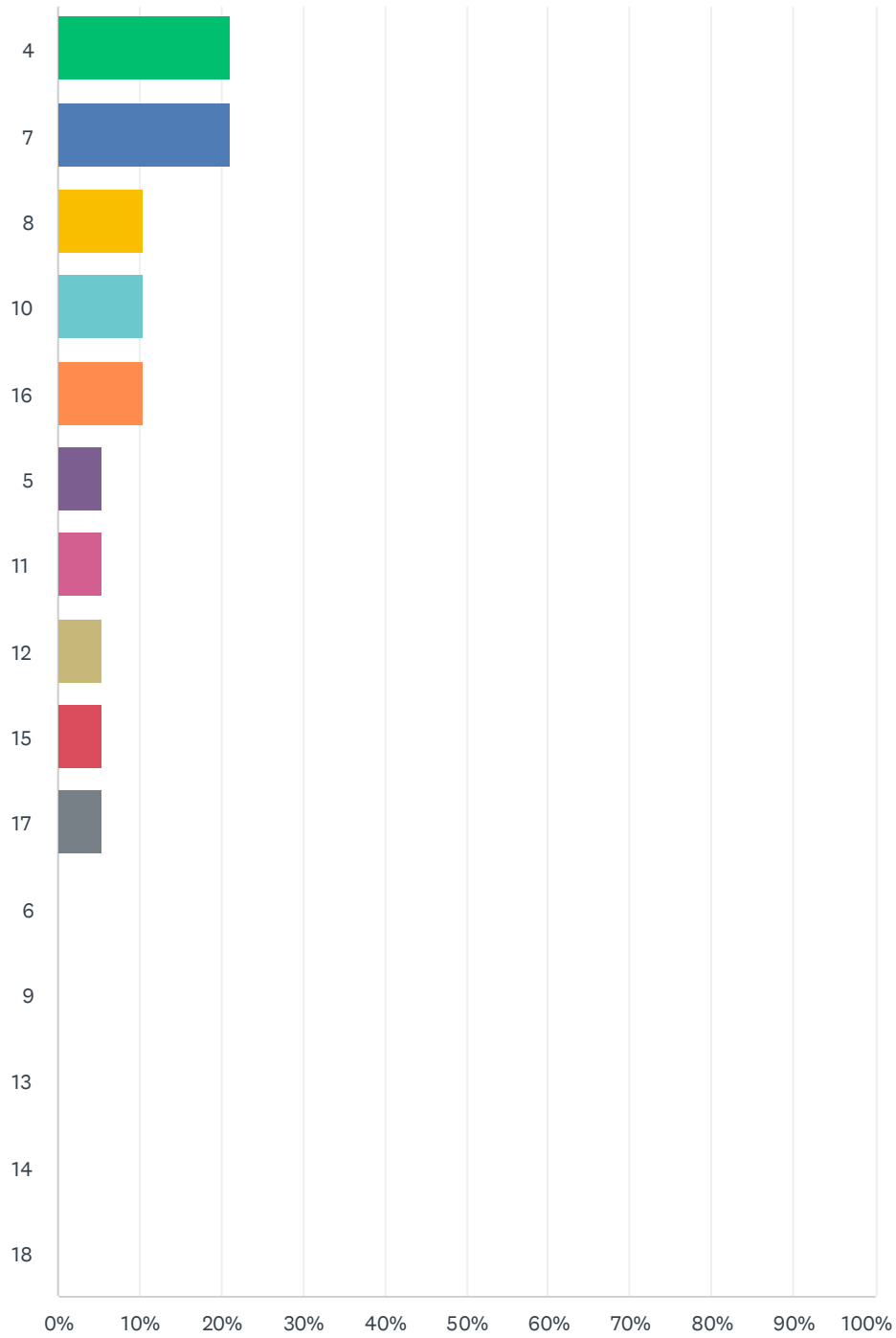
Answered: 19 Skipped: 0



ANSWER CHOICES	RESPONSES	
Yes	100.00%	19
No	0.00%	0
TOTAL		19

Q2 How old was your child when they were exposed to sexually explicit material?

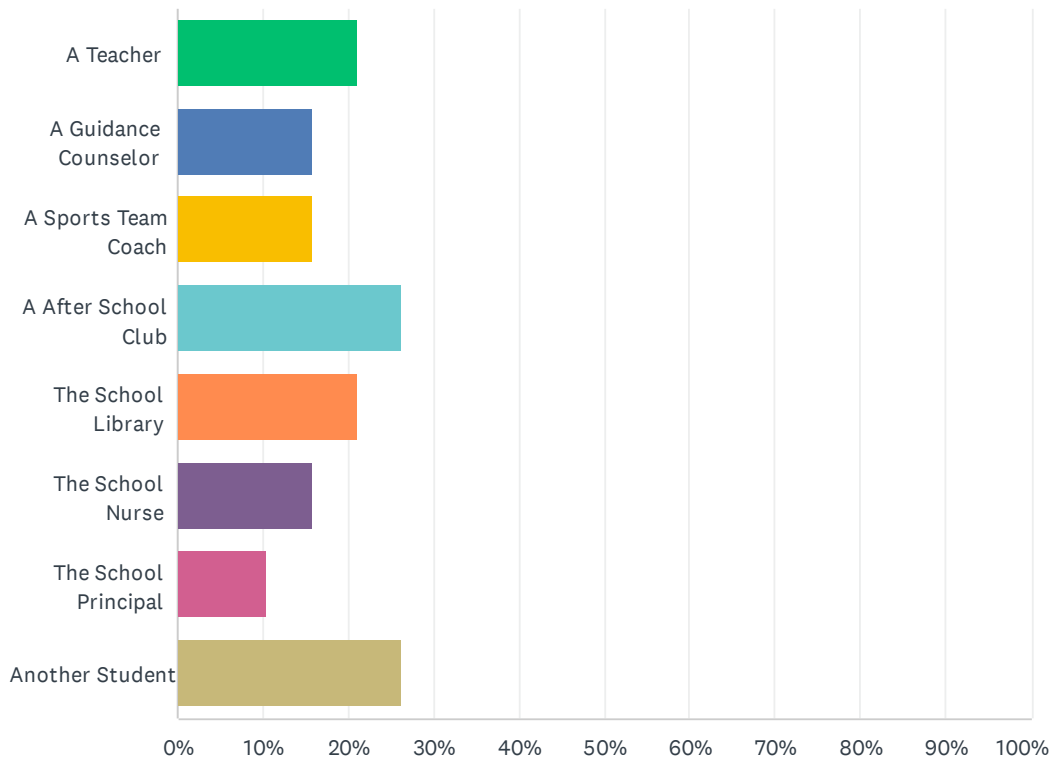
Answered: 19 Skipped: 0



ANSWER CHOICES	RESPONSES	
4	21.05%	4
7	21.05%	4
8	10.53%	2
10	10.53%	2
16	10.53%	2
5	5.26%	1
11	5.26%	1
12	5.26%	1
15	5.26%	1
17	5.26%	1
6	0.00%	0
9	0.00%	0
13	0.00%	0
14	0.00%	0
18	0.00%	0
TOTAL		19

Q3 Who exposed the child to the sexually explicit material?

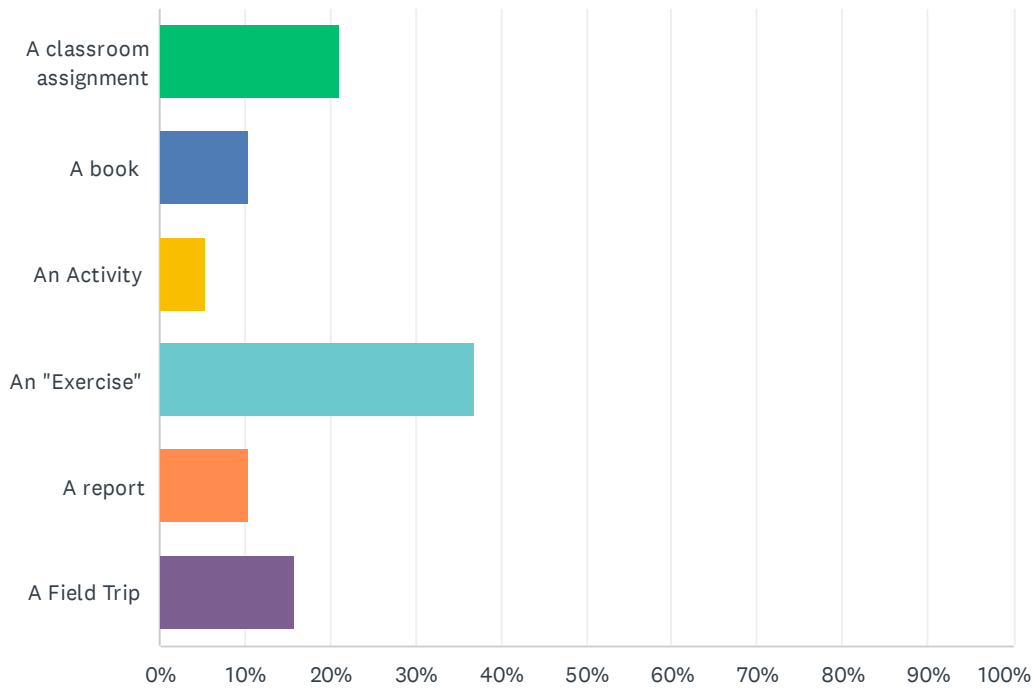
Answered: 19 Skipped: 0



ANSWER CHOICES	RESPONSES
A Teacher	21.05% 4
A Guidance Counselor	15.79% 3
A Sports Team Coach	15.79% 3
A After School Club	26.32% 5
The School Library	21.05% 4
The School Nurse	15.79% 3
The School Principal	10.53% 2
Another Student	26.32% 5
Total Respondents: 19	

Q4 What Type of Material was it?

Answered: 19 Skipped: 0



ANSWER CHOICES	RESPONSES
A classroom assignment	21.05% 4
A book	10.53% 2
An Activity	5.26% 1
An "Exercise"	36.84% 7
A report	10.53% 2
A Field Trip	15.79% 3
Total Respondents: 19	

Q5 What did the material cover?

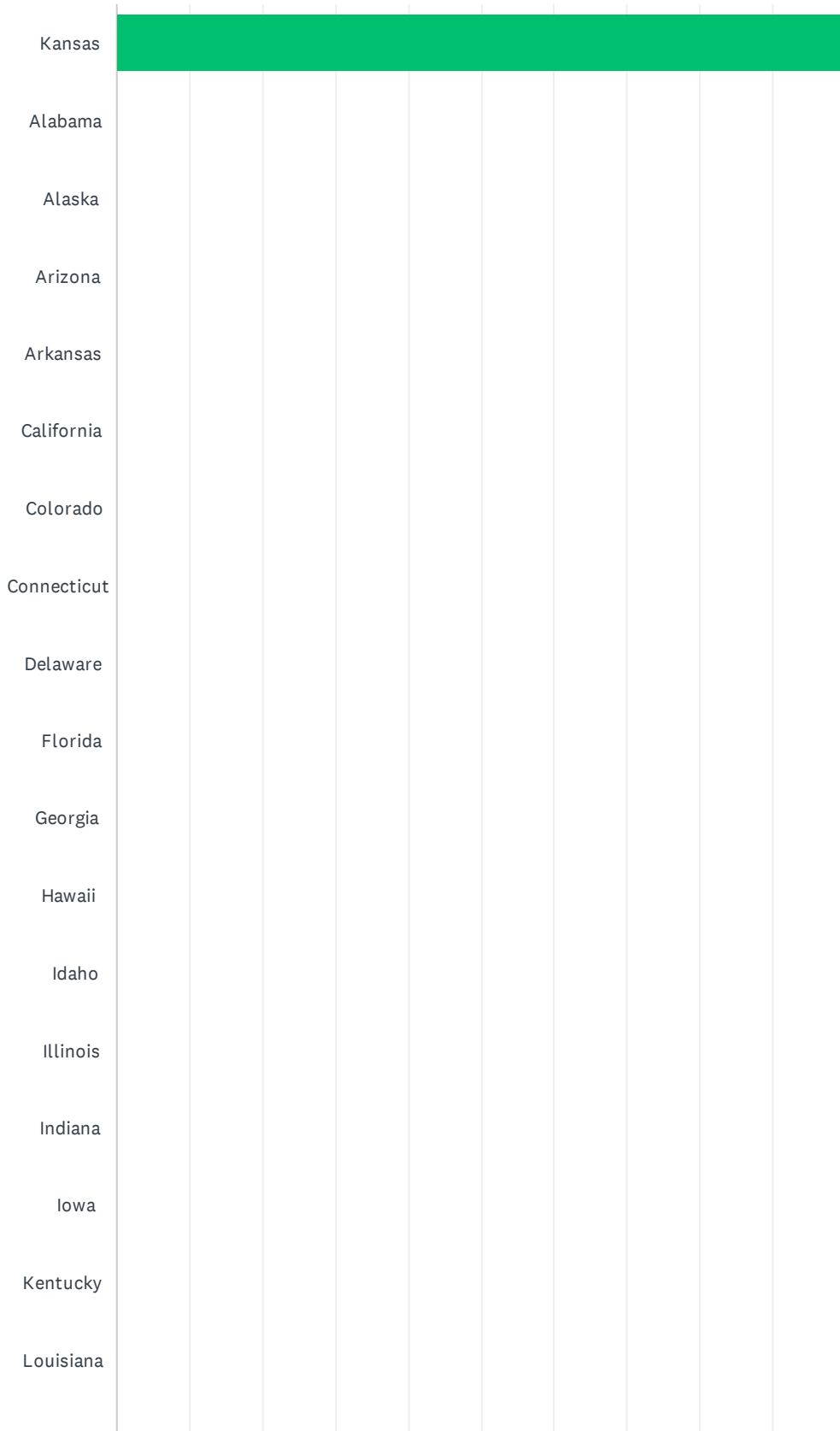
Answered: 19 Skipped: 0



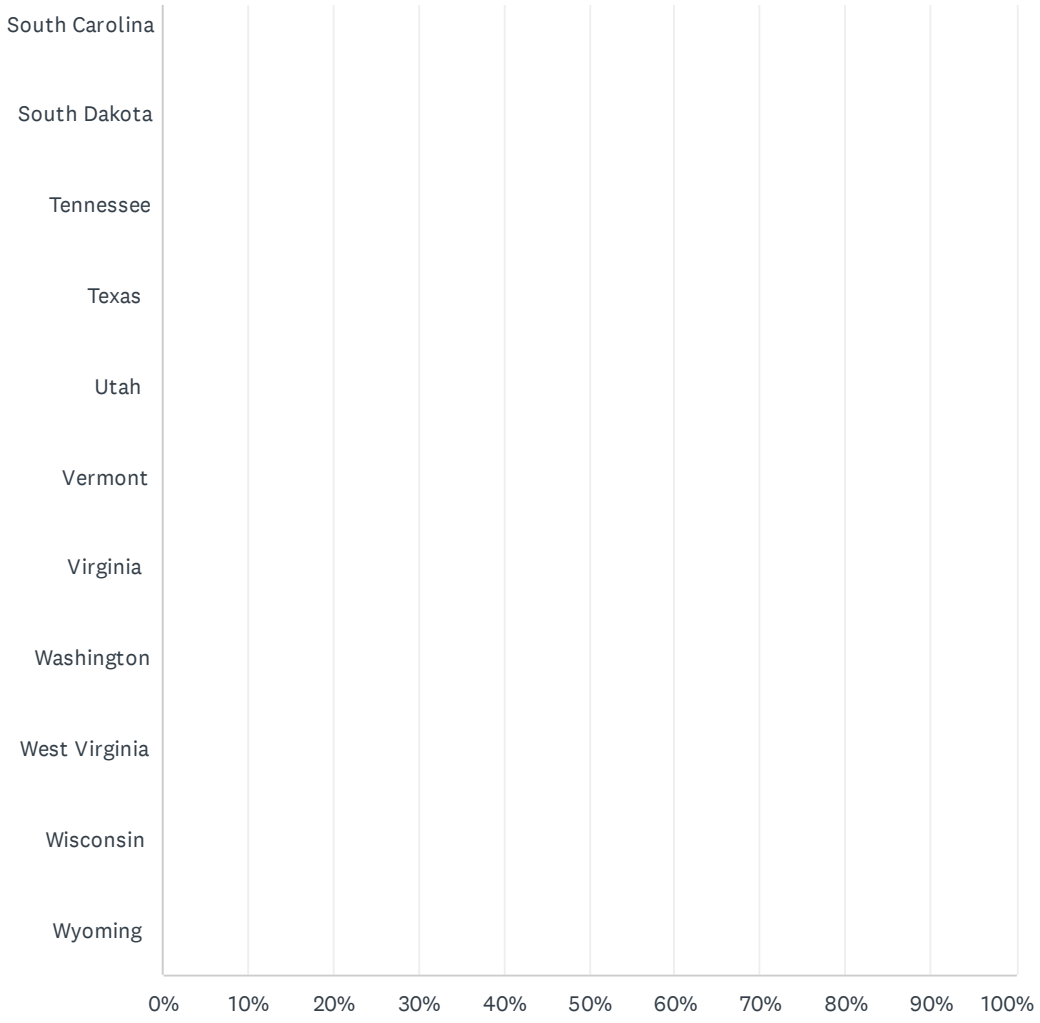
ANSWER CHOICES	RESPONSES	
Medical Transition	26.32%	5
Birth Control	21.05%	4
Masturbation	21.05%	4
Burlesque/Strippers/Go go Dancers	21.05%	4
Providing a "Transition Closet"	21.05%	4
Sex Toys	21.05%	4
Gender Identity	15.79%	3
Sexual Orientation	15.79%	3
Pornographic images	15.79%	3
Pronouns	15.79%	3
Nudity	15.79%	3
Abortion Resources	15.79%	3
Putting together a "Gender Plan" for your child without your knowledge	15.79%	3
Binders/providing a change of clothing for "gender expression"	15.79%	3
Sex Work/Prostitution	10.53%	2
Drag Queens	10.53%	2
Rape/Inappropriate touching of your child	10.53%	2
Total Respondents: 19		

Q6 What State did this incident occur?

Answered: 19 Skipped: 0



maine											
Maryland											
Massachusetts											
Michigan											
Minnesota											
Mississippi											
Missouri											
Montana											
Nebraska											
Nevada											
New Hampshire											
New Jersey											
New Mexico											
New York											
North Carolina											
North Dakota											
Ohio											
Oklahoma											
Oregon											
Pennsylvania											
Rhode Island											



ANSWER CHOICES	RESPONSES	
Kansas	100.00%	19
Alabama	0.00%	0
Alaska	0.00%	0
Arizona	0.00%	0
Arkansas	0.00%	0
California	0.00%	0
Colorado	0.00%	0
Connecticut	0.00%	0
Delaware	0.00%	0
Florida	0.00%	0
Georgia	0.00%	0
Hawaii	0.00%	0
Idaho	0.00%	0
Illinois	0.00%	0
Indiana	0.00%	0
Iowa	0.00%	0
Kentucky	0.00%	0
Louisiana	0.00%	0
Maine	0.00%	0
Maryland	0.00%	0
Massachusetts	0.00%	0
Michigan	0.00%	0
Minnesota	0.00%	0
Mississippi	0.00%	0
Missouri	0.00%	0
Montana	0.00%	0
Nebraska	0.00%	0
Nevada	0.00%	0
New Hampshire	0.00%	0
New Jersey	0.00%	0
New Mexico	0.00%	0
New York	0.00%	0

North Carolina	0.00%	0
North Dakota	0.00%	0
Ohio	0.00%	0
Oklahoma	0.00%	0
Oregon	0.00%	0
Pennsylvania	0.00%	0
Rhode Island	0.00%	0
South Carolina	0.00%	0
South Dakota	0.00%	0
Tennessee	0.00%	0
Texas	0.00%	0
Utah	0.00%	0
Vermont	0.00%	0
Virginia	0.00%	0
Washington	0.00%	0
West Virginia	0.00%	0
Wisconsin	0.00%	0
Wyoming	0.00%	0
TOTAL		19

Q7 What Zip code did the incident occur in?

Answered: 19 Skipped: 0

#	RESPONSES	DATE
1	66720	7/4/2022 2:43 PM
2	67581	7/2/2022 12:51 PM
3	67356	7/2/2022 10:27 AM
4	66520	7/1/2022 8:58 PM
5	67737	7/1/2022 6:18 PM
6	67752	7/1/2022 12:20 PM
7	66748	7/1/2022 9:12 AM
8	67491	7/1/2022 8:03 AM
9	66864	6/30/2022 2:20 PM
10	66938	6/30/2022 11:51 AM
11	66079	6/30/2022 11:30 AM
12	67749	6/29/2022 12:23 PM
13	67485	6/29/2022 8:51 AM
14	67137	6/29/2022 8:04 AM
15	66033	6/27/2022 2:06 PM
16	67416	6/26/2022 11:23 AM
17	66030	6/26/2022 7:12 AM
18	67563	6/24/2022 11:57 AM
19	66532	6/24/2022 1:02 AM

Q8 What School/ School district did this occur in?

Answered: 19 Skipped: 0

#	RESPONSES	DATE
1	Gardner-Edgerton USD 231	7/4/2022 2:43 PM
2	Chapman USD 473	7/2/2022 12:51 PM
3	Washington County USD 108	7/2/2022 10:27 AM
4	Silver Lake USD 372	7/1/2022 8:58 PM
5	holcomb usd 363	7/1/2022 6:18 PM
6	Rural Vista USD 481	7/1/2022 12:20 PM
7	Kismet-Plains USD 483	7/1/2022 9:12 AM
8	st. francis usd 297	7/1/2022 8:03 AM
9	valley heights usd 498	6/30/2022 2:20 PM
10	Durham-Hillsboro-Lehigh USD 410	6/30/2022 11:51 AM
11	Stanton County USD 452	6/30/2022 11:30 AM
12	Frontenac USD 249	6/29/2022 12:23 PM
13	Axtell USD 488	6/29/2022 8:51 AM
14	Ashland USD 220	6/29/2022 8:04 AM
15	Buhler USD 313	6/27/2022 2:06 PM
16	ottawa usd 290	6/26/2022 11:23 AM
17	Winfield USD 465	6/26/2022 7:12 AM
18	maize usd 266	6/24/2022 11:57 AM
19	Burlington USD 244	6/24/2022 1:02 AM