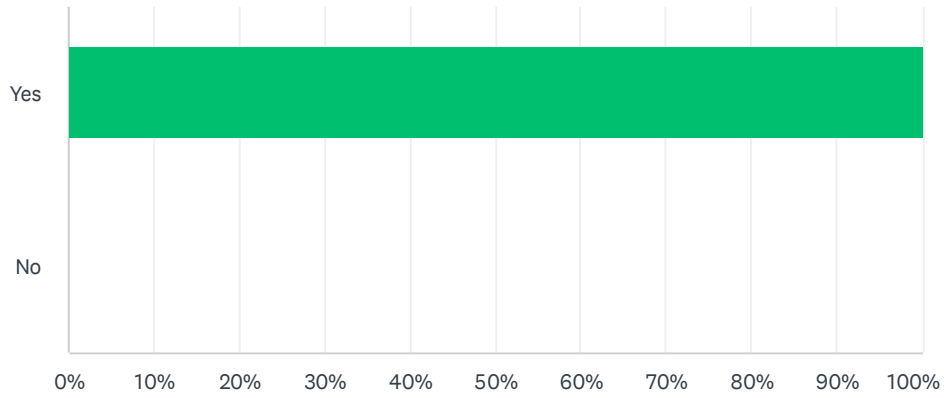


Mississippi

Q1 Have your children been exposed to sexually explicit material in schools?

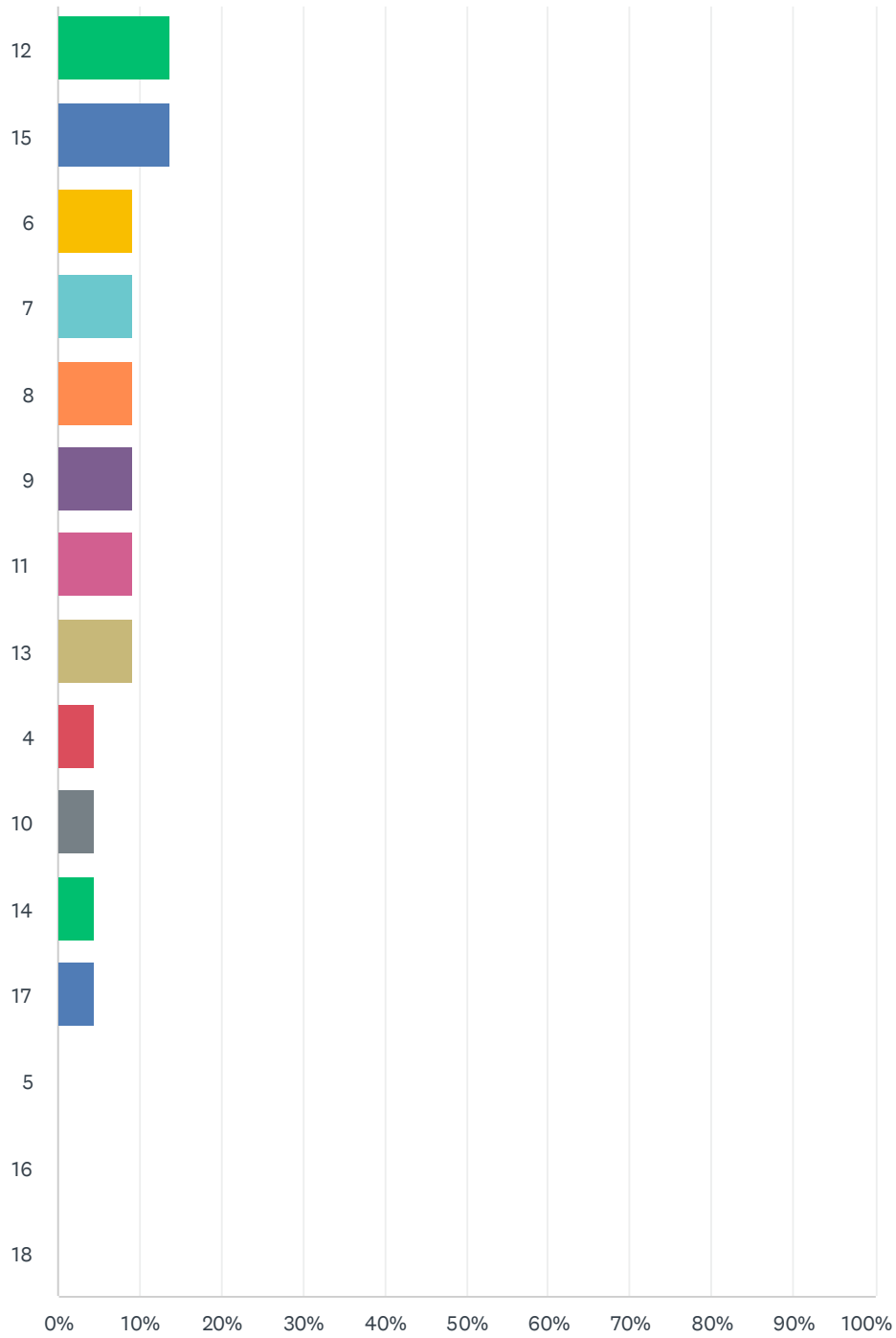
Answered: 22 Skipped: 0



| ANSWER CHOICES | RESPONSES | |
|----------------|-----------|----|
| Yes | 100.00% | 22 |
| No | 0.00% | 0 |
| TOTAL | | 22 |

Q2 How old was your child when they were exposed to sexually explicit material?

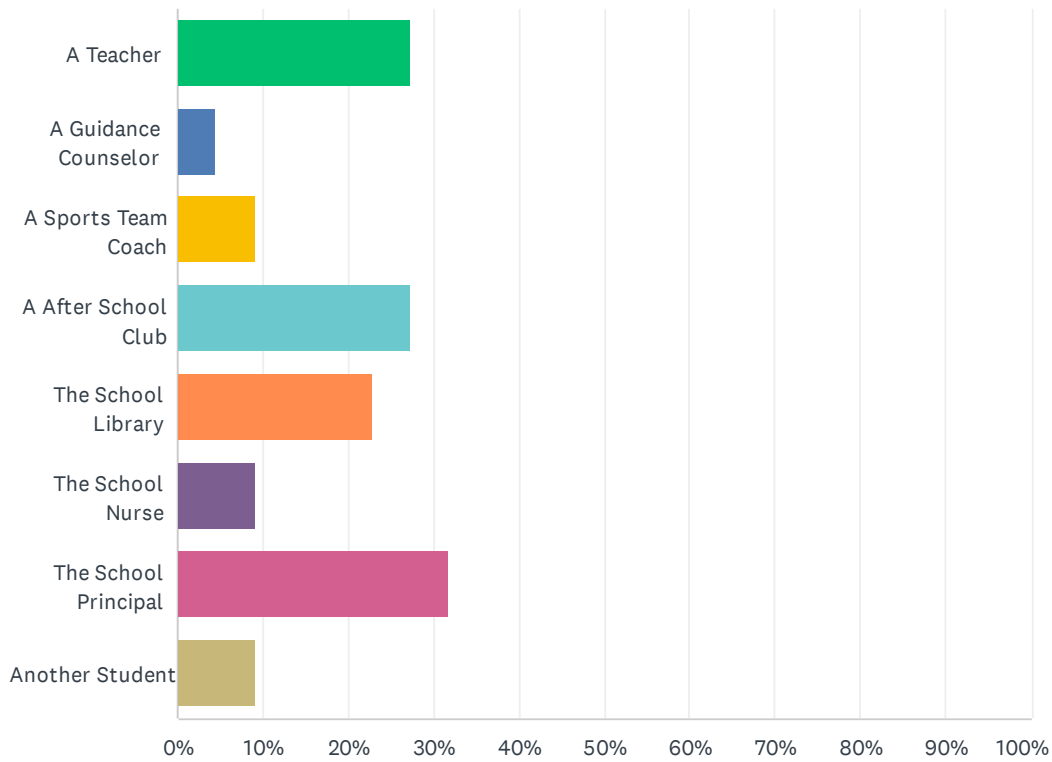
Answered: 22 Skipped: 0



| ANSWER CHOICES | RESPONSES | |
|----------------|-----------|----|
| 12 | 13.64% | 3 |
| 15 | 13.64% | 3 |
| 6 | 9.09% | 2 |
| 7 | 9.09% | 2 |
| 8 | 9.09% | 2 |
| 9 | 9.09% | 2 |
| 11 | 9.09% | 2 |
| 13 | 9.09% | 2 |
| 4 | 4.55% | 1 |
| 10 | 4.55% | 1 |
| 14 | 4.55% | 1 |
| 17 | 4.55% | 1 |
| 5 | 0.00% | 0 |
| 16 | 0.00% | 0 |
| 18 | 0.00% | 0 |
| TOTAL | | 22 |

Q3 Who exposed the child to the sexually explicit material?

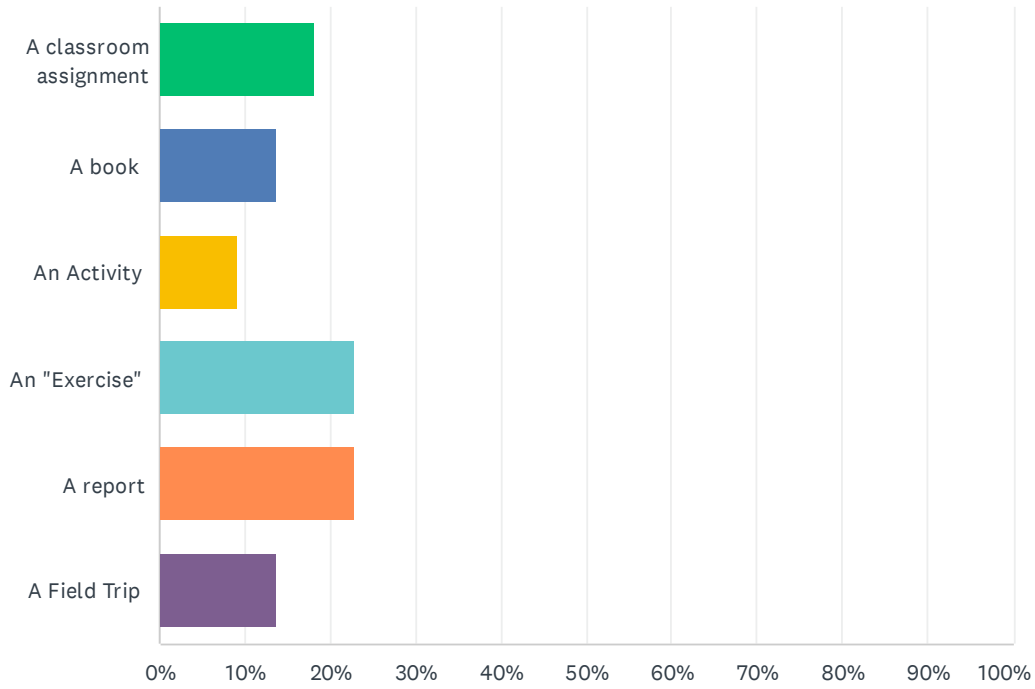
Answered: 22 Skipped: 0



| ANSWER CHOICES | RESPONSES |
|-----------------------|-----------|
| A Teacher | 27.27% 6 |
| A Guidance Counselor | 4.55% 1 |
| A Sports Team Coach | 9.09% 2 |
| A After School Club | 27.27% 6 |
| The School Library | 22.73% 5 |
| The School Nurse | 9.09% 2 |
| The School Principal | 31.82% 7 |
| Another Student | 9.09% 2 |
| Total Respondents: 22 | |

Q4 What Type of Material was it?

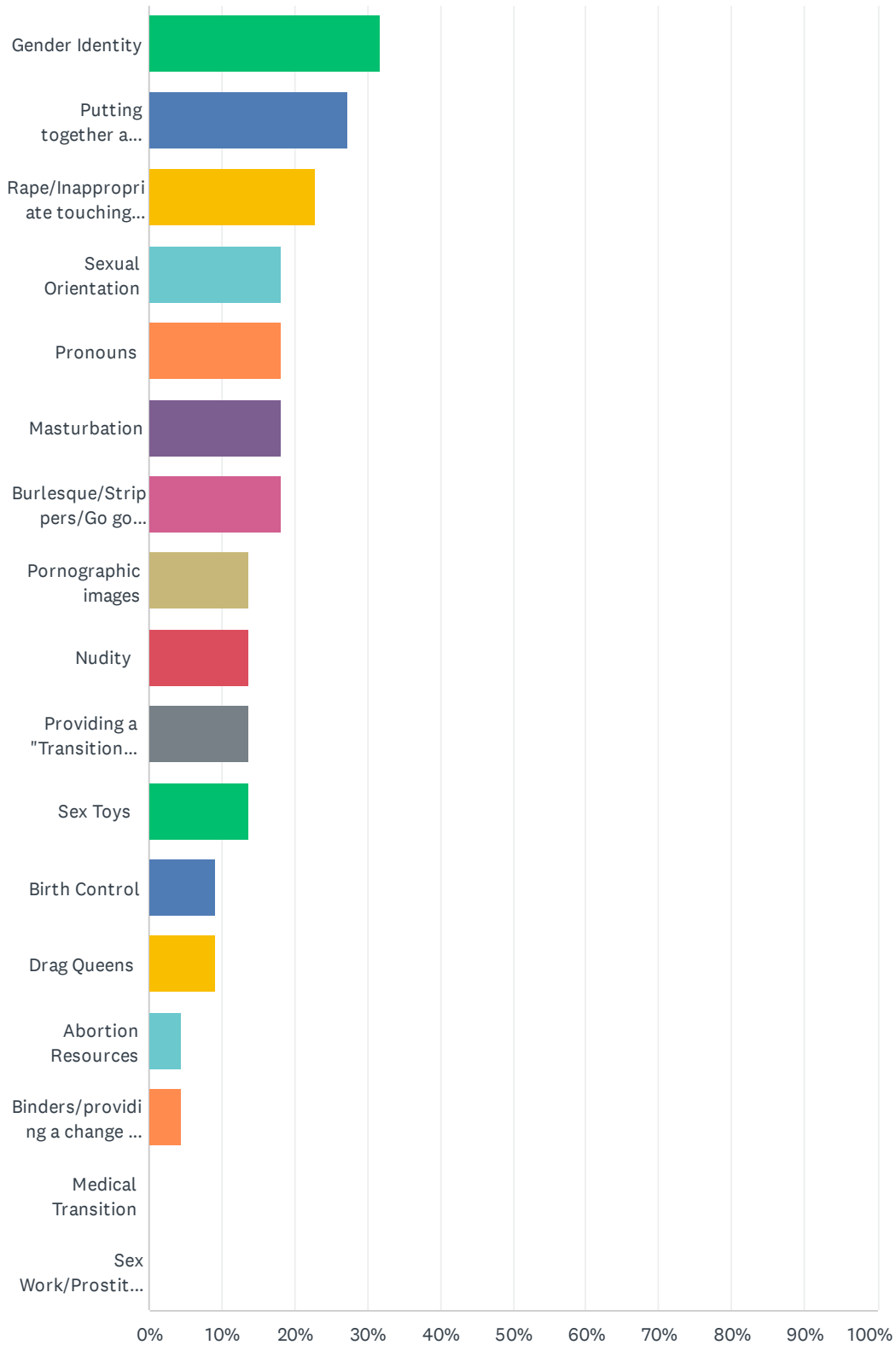
Answered: 22 Skipped: 0



| ANSWER CHOICES | RESPONSES |
|------------------------|-----------|
| A classroom assignment | 18.18% 4 |
| A book | 13.64% 3 |
| An Activity | 9.09% 2 |
| An "Exercise" | 22.73% 5 |
| A report | 22.73% 5 |
| A Field Trip | 13.64% 3 |
| Total Respondents: 22 | |

Q5 What did the material cover?

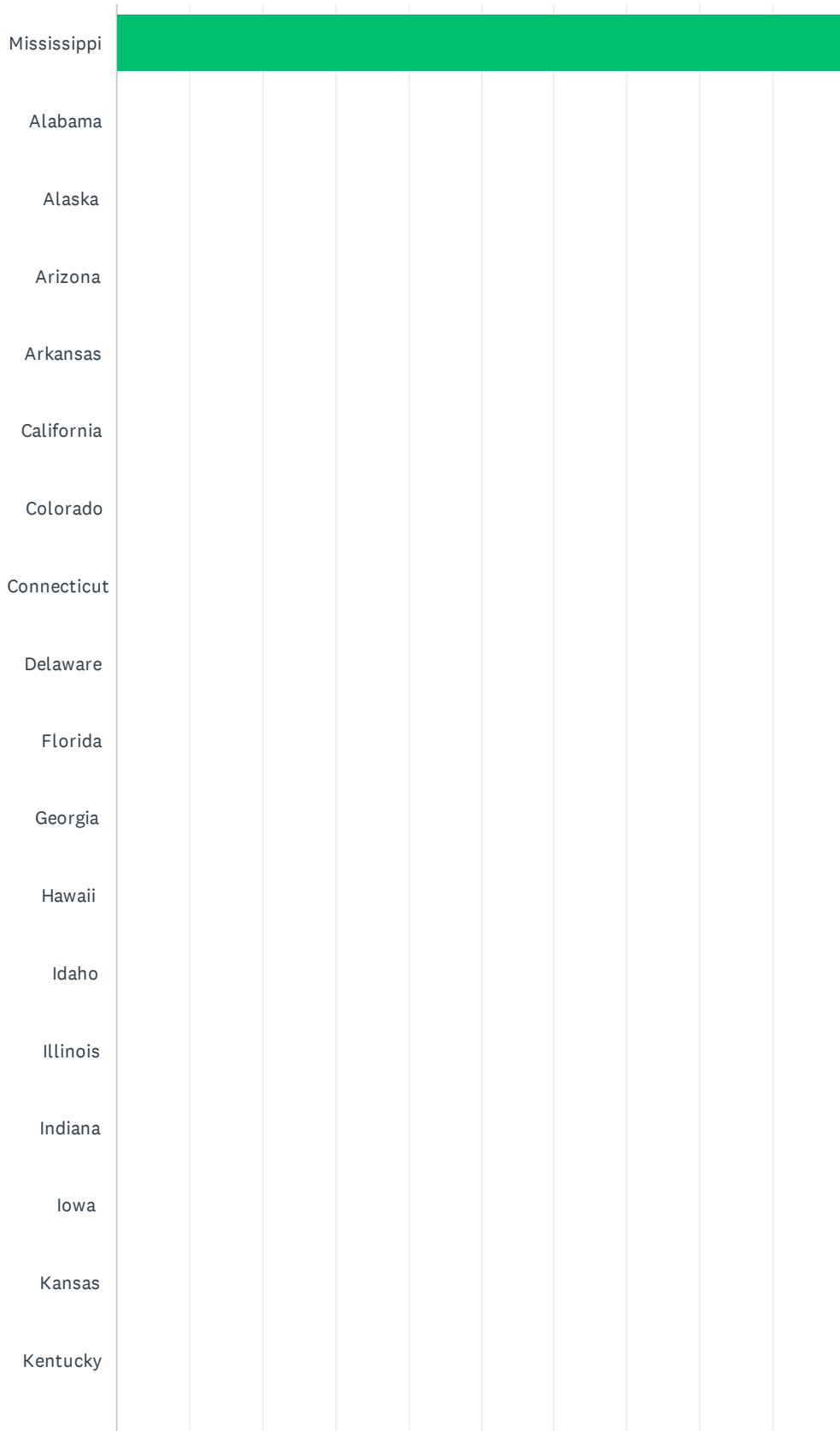
Answered: 22 Skipped: 0



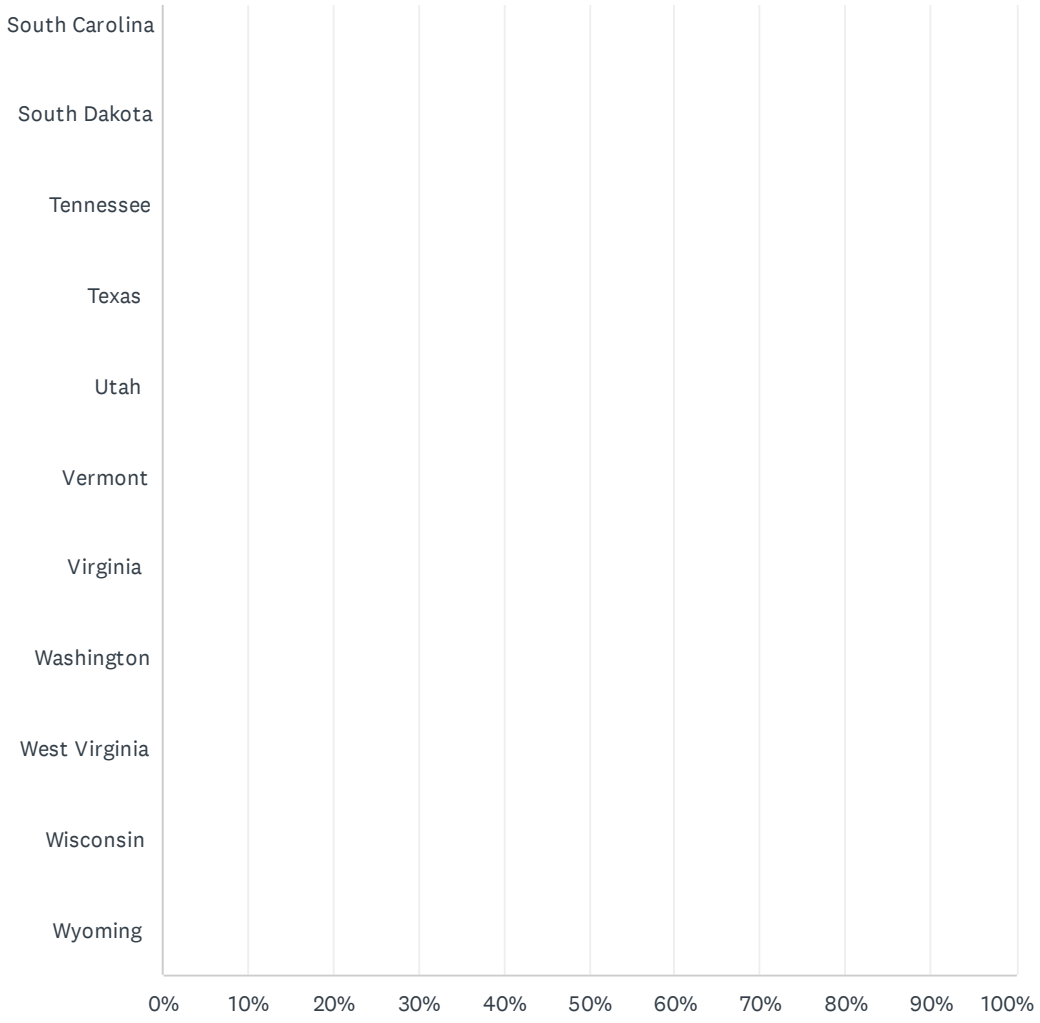
| ANSWER CHOICES | RESPONSES | |
|--|-----------|---|
| Gender Identity | 31.82% | 7 |
| Putting together a "Gender Plan" for your child without your knowledge | 27.27% | 6 |
| Rape/Inappropriate touching of your child | 22.73% | 5 |
| Sexual Orientation | 18.18% | 4 |
| Pronouns | 18.18% | 4 |
| Masturbation | 18.18% | 4 |
| Burlesque/Strippers/Go go Dancers | 18.18% | 4 |
| Pornographic images | 13.64% | 3 |
| Nudity | 13.64% | 3 |
| Providing a "Transition Closet" | 13.64% | 3 |
| Sex Toys | 13.64% | 3 |
| Birth Control | 9.09% | 2 |
| Drag Queens | 9.09% | 2 |
| Abortion Resources | 4.55% | 1 |
| Binders/providing a change of clothing for "gender expression" | 4.55% | 1 |
| Medical Transition | 0.00% | 0 |
| Sex Work/Prostitution | 0.00% | 0 |
| Total Respondents: 22 | | |

Q6 What State did this incident occur?

Answered: 22 Skipped: 0



| | | | | | | | | | | | |
|----------------|--|--|--|--|--|--|--|--|--|--|--|
| Louisiana | | | | | | | | | | | |
| Maine | | | | | | | | | | | |
| Maryland | | | | | | | | | | | |
| Massachusetts | | | | | | | | | | | |
| Michigan | | | | | | | | | | | |
| Minnesota | | | | | | | | | | | |
| Missouri | | | | | | | | | | | |
| Montana | | | | | | | | | | | |
| Nebraska | | | | | | | | | | | |
| Nevada | | | | | | | | | | | |
| New Hampshire | | | | | | | | | | | |
| New Jersey | | | | | | | | | | | |
| New Mexico | | | | | | | | | | | |
| New York | | | | | | | | | | | |
| North Carolina | | | | | | | | | | | |
| North Dakota | | | | | | | | | | | |
| Ohio | | | | | | | | | | | |
| Oklahoma | | | | | | | | | | | |
| Oregon | | | | | | | | | | | |
| Pennsylvania | | | | | | | | | | | |
| Rhode Island | | | | | | | | | | | |



| ANSWER CHOICES | RESPONSES | |
|----------------|-----------|----|
| Mississippi | 100.00% | 22 |
| Alabama | 0.00% | 0 |
| Alaska | 0.00% | 0 |
| Arizona | 0.00% | 0 |
| Arkansas | 0.00% | 0 |
| California | 0.00% | 0 |
| Colorado | 0.00% | 0 |
| Connecticut | 0.00% | 0 |
| Delaware | 0.00% | 0 |
| Florida | 0.00% | 0 |
| Georgia | 0.00% | 0 |
| Hawaii | 0.00% | 0 |
| Idaho | 0.00% | 0 |
| Illinois | 0.00% | 0 |
| Indiana | 0.00% | 0 |
| Iowa | 0.00% | 0 |
| Kansas | 0.00% | 0 |
| Kentucky | 0.00% | 0 |
| Louisiana | 0.00% | 0 |
| Maine | 0.00% | 0 |
| Maryland | 0.00% | 0 |
| Massachusetts | 0.00% | 0 |
| Michigan | 0.00% | 0 |
| Minnesota | 0.00% | 0 |
| Missouri | 0.00% | 0 |
| Montana | 0.00% | 0 |
| Nebraska | 0.00% | 0 |
| Nevada | 0.00% | 0 |
| New Hampshire | 0.00% | 0 |
| New Jersey | 0.00% | 0 |
| New Mexico | 0.00% | 0 |
| New York | 0.00% | 0 |

| | | |
|----------------|-------|----|
| North Carolina | 0.00% | 0 |
| North Dakota | 0.00% | 0 |
| Ohio | 0.00% | 0 |
| Oklahoma | 0.00% | 0 |
| Oregon | 0.00% | 0 |
| Pennsylvania | 0.00% | 0 |
| Rhode Island | 0.00% | 0 |
| South Carolina | 0.00% | 0 |
| South Dakota | 0.00% | 0 |
| Tennessee | 0.00% | 0 |
| Texas | 0.00% | 0 |
| Utah | 0.00% | 0 |
| Vermont | 0.00% | 0 |
| Virginia | 0.00% | 0 |
| Washington | 0.00% | 0 |
| West Virginia | 0.00% | 0 |
| Wisconsin | 0.00% | 0 |
| Wyoming | 0.00% | 0 |
| TOTAL | | 22 |

Q7 What Zip code did the incident occur in?

Answered: 22 Skipped: 0

| # | RESPONSES | DATE |
|----|-----------|--------------------|
| 1 | 39149 | 7/3/2022 1:44 PM |
| 2 | 38655 | 7/3/2022 12:33 PM |
| 3 | 38601 | 7/3/2022 8:48 AM |
| 4 | 39119 | 7/2/2022 7:00 PM |
| 5 | 39648 | 7/1/2022 10:02 PM |
| 6 | 38876 | 7/1/2022 7:59 PM |
| 7 | 38821 | 7/1/2022 7:18 PM |
| 8 | 39350 | 7/1/2022 11:05 AM |
| 9 | 38754 | 7/1/2022 10:51 AM |
| 10 | 38949 | 6/30/2022 7:54 PM |
| 11 | 39074 | 6/30/2022 7:12 PM |
| 12 | 39149 | 6/29/2022 8:52 PM |
| 13 | 39157 | 6/29/2022 2:06 PM |
| 14 | 39630 | 6/27/2022 10:59 PM |
| 15 | 39046 | 6/27/2022 9:09 PM |
| 16 | 39730 | 6/27/2022 6:34 PM |
| 17 | 39038 | 6/27/2022 8:31 AM |
| 18 | 38850 | 6/26/2022 8:42 PM |
| 19 | 39459 | 6/26/2022 3:50 PM |
| 20 | 39475 | 6/26/2022 12:37 PM |
| 21 | 39466 | 6/26/2022 9:37 AM |
| 22 | 39083 | 6/24/2022 2:46 PM |

Q8 What School/ School district did this occur in?

Answered: 22 Skipped: 0

| # | RESPONSES | DATE |
|----|------------------------------------|--------------------|
| 1 | Union Public School District | 7/3/2022 1:44 PM |
| 2 | Mound Bayou Public School District | 7/3/2022 12:33 PM |
| 3 | Durant Public School District | 7/3/2022 8:48 AM |
| 4 | Scott County School District | 7/2/2022 7:00 PM |
| 5 | Leflore County School District | 7/1/2022 10:02 PM |
| 6 | Houston School District | 7/1/2022 7:59 PM |
| 7 | Covington County School District | 7/1/2022 7:18 PM |
| 8 | Corinth School District | 7/1/2022 11:05 AM |
| 9 | stone county school district | 7/1/2022 10:51 AM |
| 10 | Lincoln County School District | 6/30/2022 7:54 PM |
| 11 | north bolivar school district | 6/30/2022 7:12 PM |
| 12 | Marion County School District | 6/29/2022 8:52 PM |
| 13 | Baldwyn School District | 6/29/2022 2:06 PM |
| 14 | Natchez-Adams School District | 6/27/2022 10:59 PM |
| 15 | Coffeenville School District | 6/27/2022 9:09 PM |
| 16 | prentiss county school district | 6/27/2022 6:34 PM |
| 17 | Madison County School District | 6/27/2022 8:31 AM |
| 18 | Lumberton Public School District | 6/26/2022 8:42 PM |
| 19 | South Panola School District | 6/26/2022 3:50 PM |
| 20 | Prentiss County School District | 6/26/2022 12:37 PM |
| 21 | Noxubee County School District | 6/26/2022 9:37 AM |
| 22 | stone county school district | 6/24/2022 2:46 PM |