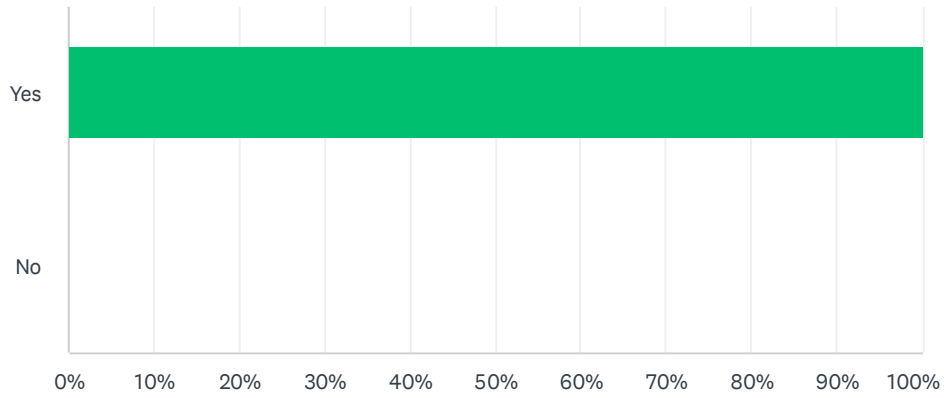


West Virginia

Q1 Have your children been exposed to sexually explicit material in schools?

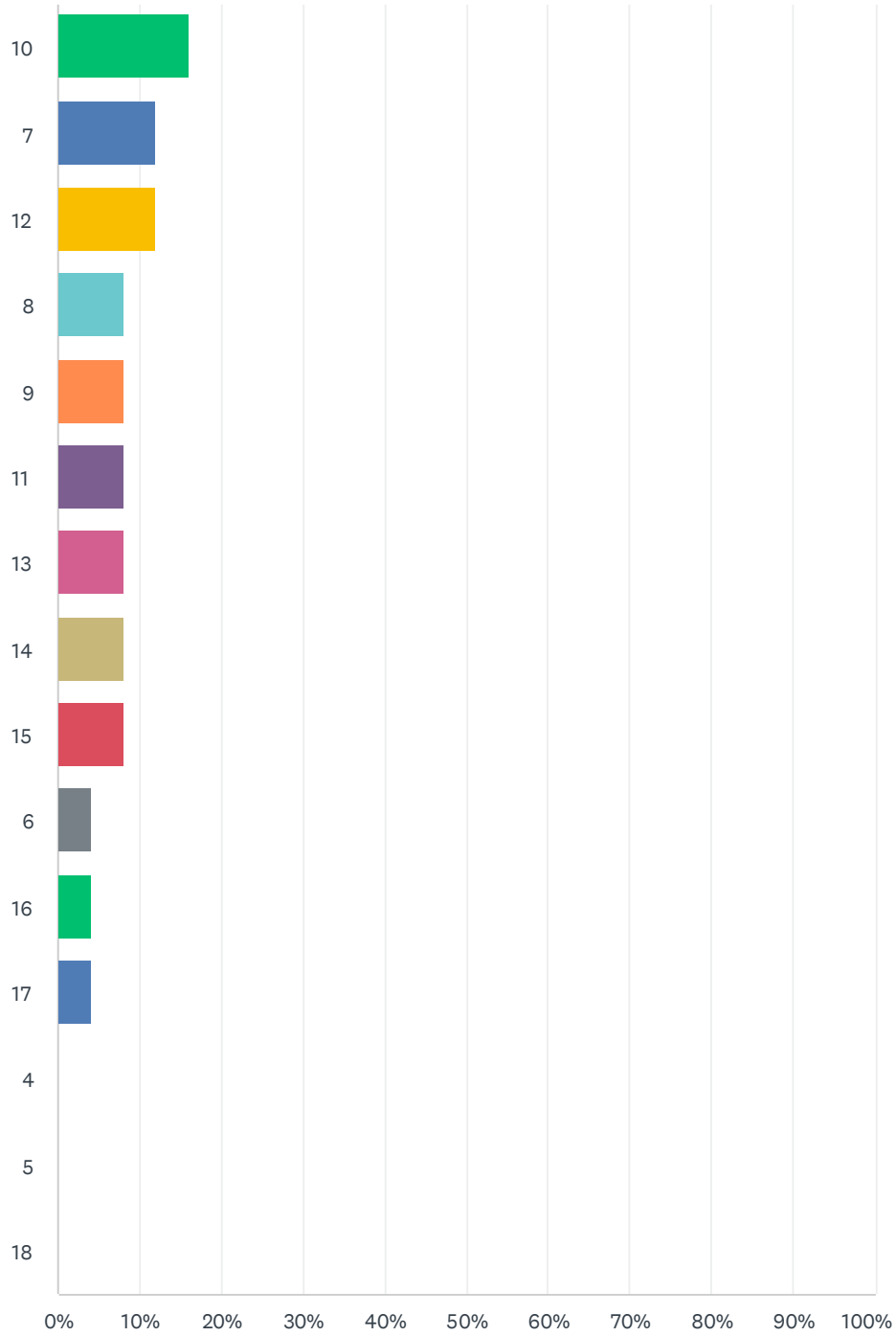
Answered: 25 Skipped: 0



| ANSWER CHOICES | RESPONSES | |
|----------------|-----------|----|
| Yes | 100.00% | 25 |
| No | 0.00% | 0 |
| TOTAL | | 25 |

Q2 How old was your child when they were exposed to sexually explicit material?

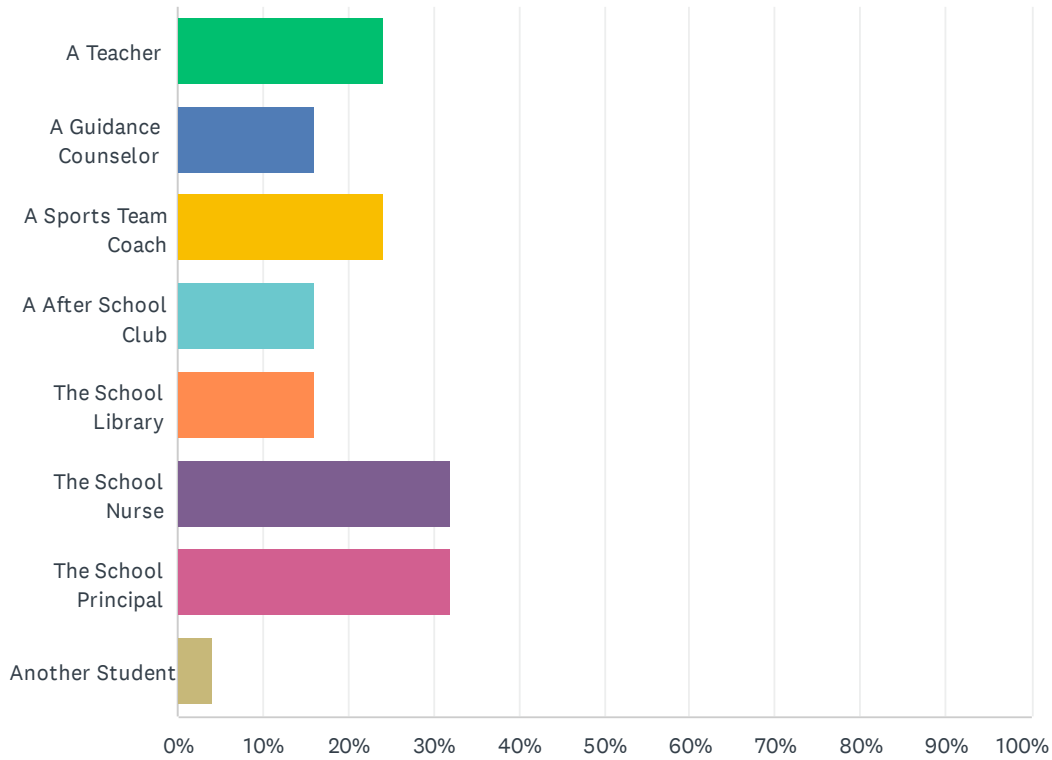
Answered: 25 Skipped: 0



| ANSWER CHOICES | RESPONSES | |
|----------------|-----------|----|
| 10 | 16.00% | 4 |
| 7 | 12.00% | 3 |
| 12 | 12.00% | 3 |
| 8 | 8.00% | 2 |
| 9 | 8.00% | 2 |
| 11 | 8.00% | 2 |
| 13 | 8.00% | 2 |
| 14 | 8.00% | 2 |
| 15 | 8.00% | 2 |
| 6 | 4.00% | 1 |
| 16 | 4.00% | 1 |
| 17 | 4.00% | 1 |
| 4 | 0.00% | 0 |
| 5 | 0.00% | 0 |
| 18 | 0.00% | 0 |
| TOTAL | | 25 |

Q3 Who exposed the child to the sexually explicit material?

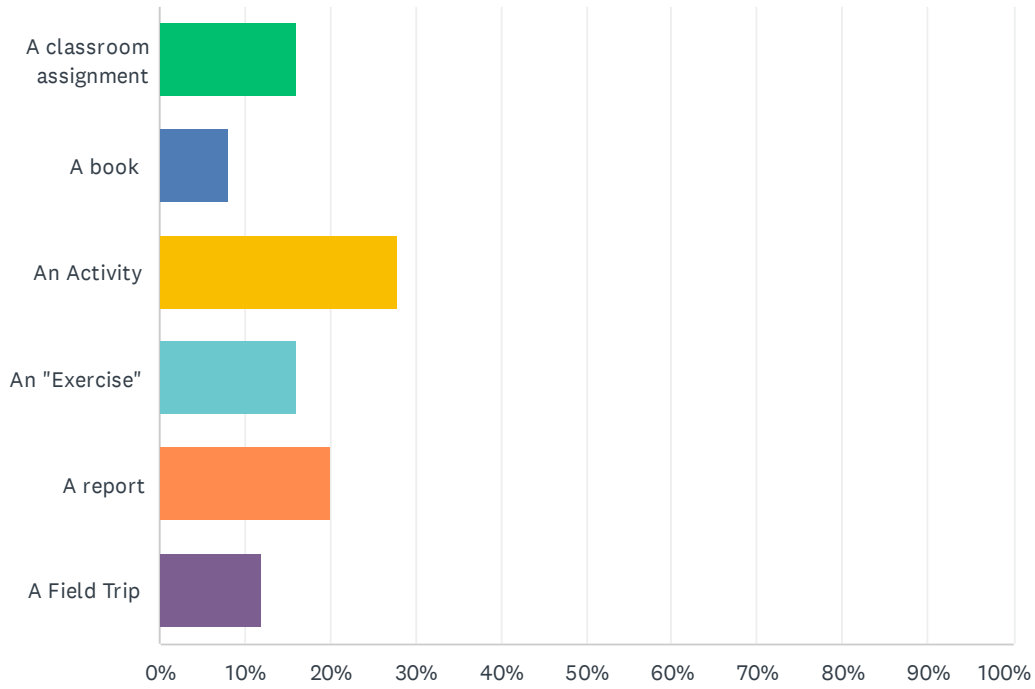
Answered: 25 Skipped: 0



| ANSWER CHOICES | RESPONSES |
|-----------------------|-----------|
| A Teacher | 24.00% 6 |
| A Guidance Counselor | 16.00% 4 |
| A Sports Team Coach | 24.00% 6 |
| A After School Club | 16.00% 4 |
| The School Library | 16.00% 4 |
| The School Nurse | 32.00% 8 |
| The School Principal | 32.00% 8 |
| Another Student | 4.00% 1 |
| Total Respondents: 25 | |

Q4 What Type of Material was it?

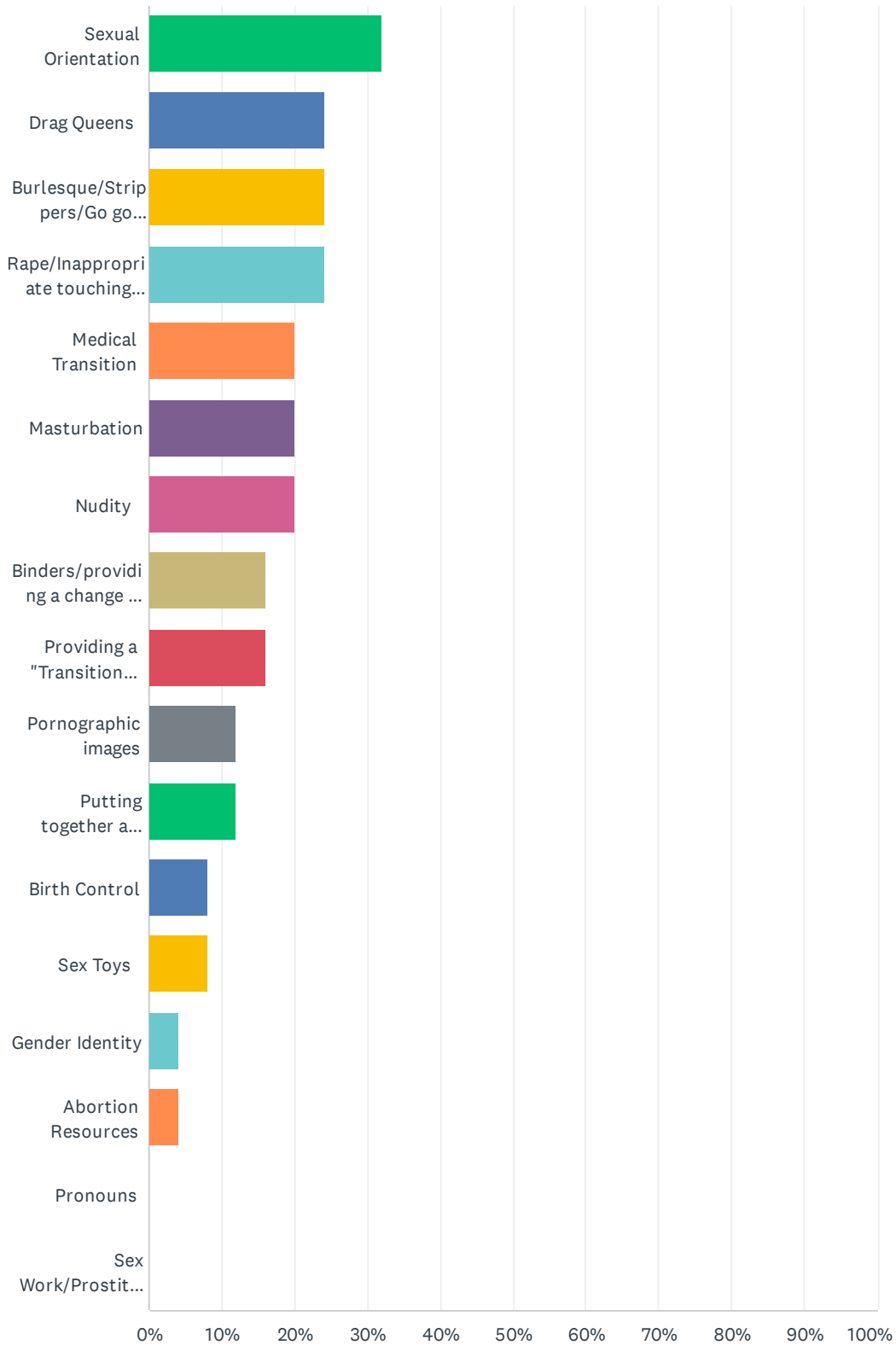
Answered: 25 Skipped: 0



| ANSWER CHOICES | RESPONSES |
|------------------------|-----------|
| A classroom assignment | 16.00% 4 |
| A book | 8.00% 2 |
| An Activity | 28.00% 7 |
| An "Exercise" | 16.00% 4 |
| A report | 20.00% 5 |
| A Field Trip | 12.00% 3 |
| Total Respondents: 25 | |

Q5 What did the material cover?

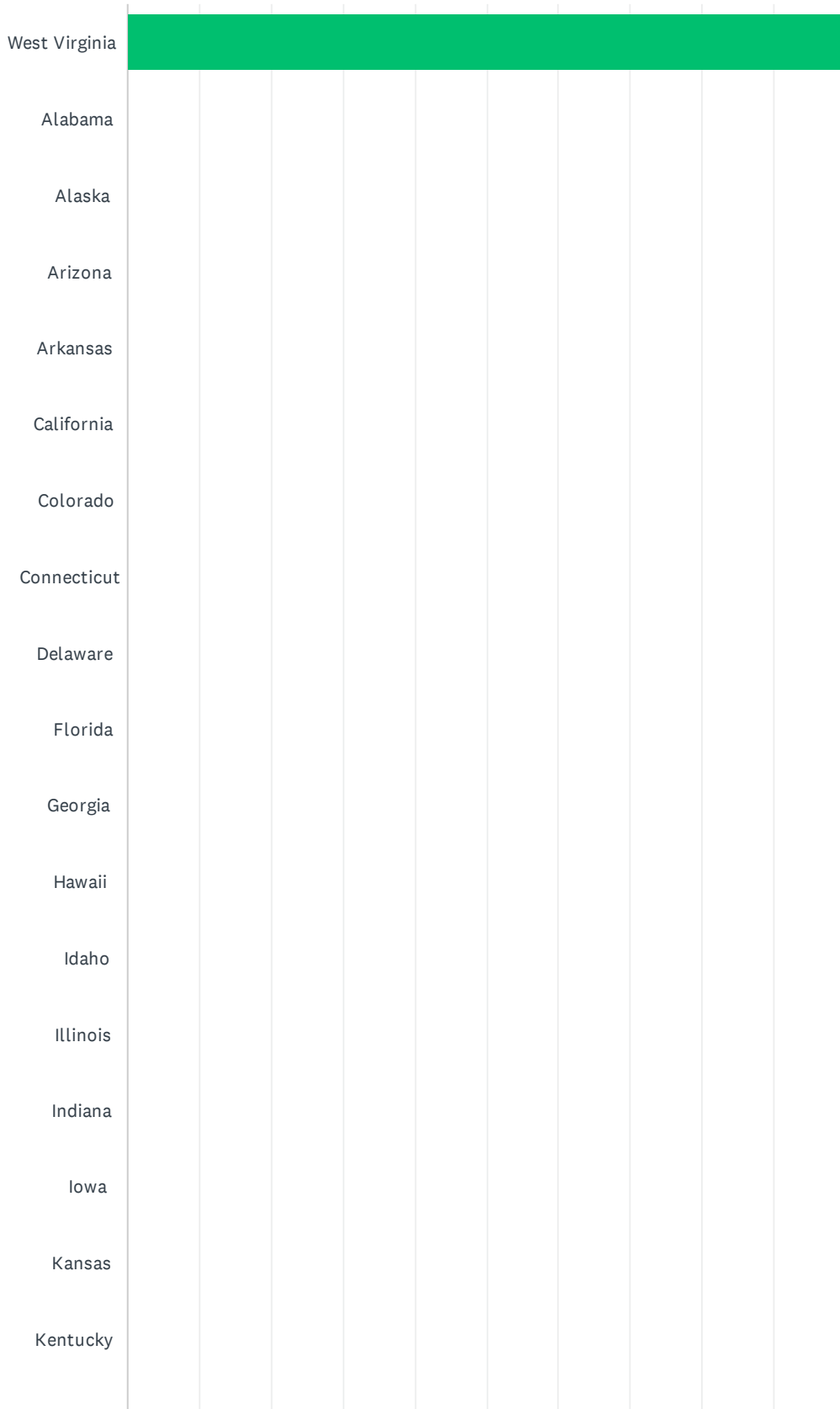
Answered: 25 Skipped: 0



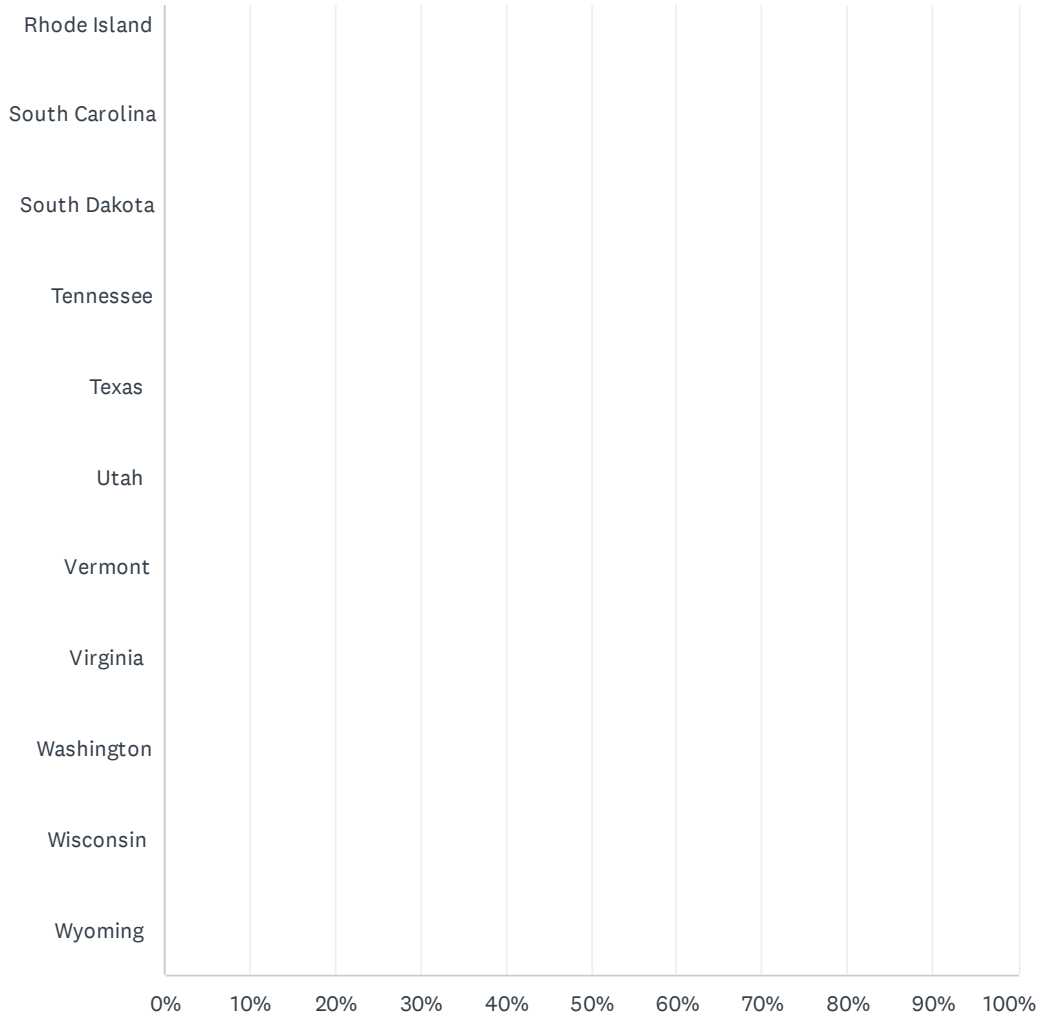
| ANSWER CHOICES | RESPONSES | |
|--|-----------|---|
| Sexual Orientation | 32.00% | 8 |
| Drag Queens | 24.00% | 6 |
| Burlesque/Strippers/Go go Dancers | 24.00% | 6 |
| Rape/Inappropriate touching of your child | 24.00% | 6 |
| Medical Transition | 20.00% | 5 |
| Masturbation | 20.00% | 5 |
| Nudity | 20.00% | 5 |
| Binders/providing a change of clothing for "gender expression" | 16.00% | 4 |
| Providing a "Transition Closet" | 16.00% | 4 |
| Pornographic images | 12.00% | 3 |
| Putting together a "Gender Plan" for your child without your knowledge | 12.00% | 3 |
| Birth Control | 8.00% | 2 |
| Sex Toys | 8.00% | 2 |
| Gender Identity | 4.00% | 1 |
| Abortion Resources | 4.00% | 1 |
| Pronouns | 0.00% | 0 |
| Sex Work/Prostitution | 0.00% | 0 |
| Total Respondents: 25 | | |

Q6 What State did this incident occur?

Answered: 25 Skipped: 0



| | | | | | | | | | | | |
|----------------|--|--|--|--|--|--|--|--|--|--|--|
| Louisiana | | | | | | | | | | | |
| Maine | | | | | | | | | | | |
| Maryland | | | | | | | | | | | |
| Massachusetts | | | | | | | | | | | |
| Michigan | | | | | | | | | | | |
| Minnesota | | | | | | | | | | | |
| Mississippi | | | | | | | | | | | |
| Missouri | | | | | | | | | | | |
| Montana | | | | | | | | | | | |
| Nebraska | | | | | | | | | | | |
| Nevada | | | | | | | | | | | |
| New Hampshire | | | | | | | | | | | |
| New Jersey | | | | | | | | | | | |
| New Mexico | | | | | | | | | | | |
| New York | | | | | | | | | | | |
| North Carolina | | | | | | | | | | | |
| North Dakota | | | | | | | | | | | |
| Ohio | | | | | | | | | | | |
| Oklahoma | | | | | | | | | | | |
| Oregon | | | | | | | | | | | |
| Pennsylvania | | | | | | | | | | | |



| ANSWER CHOICES | RESPONSES | |
|----------------|-----------|----|
| West Virginia | 100.00% | 25 |
| Alabama | 0.00% | 0 |
| Alaska | 0.00% | 0 |
| Arizona | 0.00% | 0 |
| Arkansas | 0.00% | 0 |
| California | 0.00% | 0 |
| Colorado | 0.00% | 0 |
| Connecticut | 0.00% | 0 |
| Delaware | 0.00% | 0 |
| Florida | 0.00% | 0 |
| Georgia | 0.00% | 0 |
| Hawaii | 0.00% | 0 |
| Idaho | 0.00% | 0 |
| Illinois | 0.00% | 0 |
| Indiana | 0.00% | 0 |
| Iowa | 0.00% | 0 |
| Kansas | 0.00% | 0 |
| Kentucky | 0.00% | 0 |
| Louisiana | 0.00% | 0 |
| Maine | 0.00% | 0 |
| Maryland | 0.00% | 0 |
| Massachusetts | 0.00% | 0 |
| Michigan | 0.00% | 0 |
| Minnesota | 0.00% | 0 |
| Mississippi | 0.00% | 0 |
| Missouri | 0.00% | 0 |
| Montana | 0.00% | 0 |
| Nebraska | 0.00% | 0 |
| Nevada | 0.00% | 0 |
| New Hampshire | 0.00% | 0 |
| New Jersey | 0.00% | 0 |
| New Mexico | 0.00% | 0 |

| | | |
|----------------|-------|----|
| New York | 0.00% | 0 |
| North Carolina | 0.00% | 0 |
| North Dakota | 0.00% | 0 |
| Ohio | 0.00% | 0 |
| Oklahoma | 0.00% | 0 |
| Oregon | 0.00% | 0 |
| Pennsylvania | 0.00% | 0 |
| Rhode Island | 0.00% | 0 |
| South Carolina | 0.00% | 0 |
| South Dakota | 0.00% | 0 |
| Tennessee | 0.00% | 0 |
| Texas | 0.00% | 0 |
| Utah | 0.00% | 0 |
| Vermont | 0.00% | 0 |
| Virginia | 0.00% | 0 |
| Washington | 0.00% | 0 |
| Wisconsin | 0.00% | 0 |
| Wyoming | 0.00% | 0 |
| TOTAL | | 25 |

Q7 What Zip code did the incident occur in?

Answered: 25 Skipped: 0

| # | RESPONSES | DATE |
|----|-----------|--------------------|
| 1 | 26660 | 7/3/2022 7:30 PM |
| 2 | 25059 | 7/3/2022 4:43 PM |
| 3 | 26280 | 7/3/2022 3:12 PM |
| 4 | 25173 | 7/3/2022 10:31 AM |
| 5 | 26254 | 7/2/2022 5:43 PM |
| 6 | 25704 | 7/2/2022 2:55 PM |
| 7 | 24747 | 7/1/2022 10:27 PM |
| 8 | 25938 | 6/29/2022 8:55 PM |
| 9 | 26143 | 6/29/2022 6:28 PM |
| 10 | 25425 | 6/28/2022 5:03 PM |
| 11 | 26651 | 6/28/2022 10:32 AM |
| 12 | 25312 | 6/28/2022 7:31 AM |
| 13 | 25632 | 6/27/2022 10:10 PM |
| 14 | 25862 | 6/27/2022 8:31 PM |
| 15 | 26217 | 6/27/2022 7:52 PM |
| 16 | 26271 | 6/27/2022 5:18 PM |
| 17 | 26588 | 6/27/2022 2:20 PM |
| 18 | 26419 | 6/26/2022 7:54 PM |
| 19 | 25136 | 6/26/2022 4:42 PM |
| 20 | 25261 | 6/26/2022 1:45 PM |
| 21 | 25517 | 6/26/2022 7:58 AM |
| 22 | 24920 | 6/25/2022 8:31 PM |
| 23 | 26571 | 6/25/2022 7:38 PM |
| 24 | 26260 | 6/25/2022 11:17 AM |
| 25 | 25567 | 6/24/2022 5:36 PM |

Q8 What School/ School district did this occur in?

Answered: 25 Skipped: 0

| # | RESPONSES | DATE |
|----|---------------------------|--------------------|
| 1 | Randolph County Schools | 7/3/2022 7:30 PM |
| 2 | Kanawha County Schools | 7/3/2022 4:43 PM |
| 3 | Tucker County Schools | 7/3/2022 3:12 PM |
| 4 | Gilmer County Schools | 7/3/2022 10:31 AM |
| 5 | Fayette County Schools | 7/2/2022 5:43 PM |
| 6 | Wetzel County Schools | 7/2/2022 2:55 PM |
| 7 | Logan County Schools | 7/1/2022 10:27 PM |
| 8 | Mineral County Schools | 6/29/2022 8:55 PM |
| 9 | Braxton County Schools | 6/29/2022 6:28 PM |
| 10 | jackson county schools | 6/28/2022 5:03 PM |
| 11 | Doddridge County Schools | 6/28/2022 10:32 AM |
| 12 | Doddridge County Schools | 6/28/2022 7:31 AM |
| 13 | Lewis County Schools | 6/27/2022 10:10 PM |
| 14 | Pleasants County Schools | 6/27/2022 8:31 PM |
| 15 | Wirt County Schools | 6/27/2022 7:52 PM |
| 16 | Monongalia County Schools | 6/27/2022 5:18 PM |
| 17 | Pocahontas County Schools | 6/27/2022 2:20 PM |
| 18 | hardy county schools | 6/26/2022 7:54 PM |
| 19 | Summers County Schools | 6/26/2022 4:42 PM |
| 20 | Pocahontas County Schools | 6/26/2022 1:45 PM |
| 21 | Fayette County Schools | 6/26/2022 7:58 AM |
| 22 | Brooke County Schools | 6/25/2022 8:31 PM |
| 23 | Nicholas County Schools | 6/25/2022 7:38 PM |
| 24 | Ritchie County Schools | 6/25/2022 11:17 AM |
| 25 | Marshall County Schools | 6/24/2022 5:36 PM |